

2008

.....	2
.....	3
.....	5
.....	7
.....	8
.....	10
.....	18
.....	94

()

()

()

()

()

()

1

Minmetals Development Co., Ltd.

MINLIST

2

A

A

A

600058

3

5 B

5 B

100044

<http://www.minlist.com.cn>

minlist@minmetals.com

4

5

010-68494205

010-68494207

E-mail cuiqi@minmetals.com

5 B

010-68494267

010-68494207

E-mail zhunx@minmetals.com


5 B

6

<http://www.sse.com.cn>



	48,180,456,861.47	39,895,619,357.71	20.77
	9,061,391,923.85	6,542,313,468.23	38.50
()	8.45	7.91	6.83
	1.6		
	2,325,648,585.89	1,041,358,165.17	123.33
	2,332,448,947.88	1,042,989,398.52	123.63



()

		(%)							(%)
1									
2	522,772,985	63.22						522,772,985	48.77
3									

:

()
1

61,335

		(%)				
		63.40	679,604,881	156,831,896	522,772,985	
		1.54	16,538,698	4,092,315		
		1.08	11,606,572	5,416,953		

0.99 10,609,353 3,109,353

--	--	--	--	--

()

2008

2008

55.08% 23.32 601.77
 173.86% 123.63% 16.93

()

1

: :

			(%)			%
	54,559,100,033.31	51,663,122,302.10	5.31	54.97	52.78	1.36
	8,505,558,071.07	8,061,127,679.12	5.23	71.51	67.39	2.33
	4,960,954,389.58	4,354,450,287.02	12.23	75.60	85.14	4.52

71,271.24

2

: :

	55,134,030,580.14	57.49
	5,043,141,438.8	32.88

()

1

1) 2008 4,336,303,231.47 4,336,303,231.47
 4,336,303,231.47

3

43.36

28.22

15.14

2

: :

	282,237.85		282,237.85	22,768.16	32,898.01		
	151,392.47		151,392.47	3,451.75	10,924.00		

1

282,237.85

282,237.85

2

151,392.47

151,392.47

3

1)

21,910.4

2)

4,500

3)

1,744

4)

500

5)

7,360

6)

1,700

()
1

	427.24	600.64
--	--------	--------

2007

2008 6 30

()

2008 4 22 , 2007
: 10 5 ().

8 5 2008 6 2 8

12

()

()

1

1) 2008 3 4

49.88%

173,743.96

227,552.56

227,552.56

2008 2 19

M

20

	348, 134, 657. 06
	292, 522, 887. 85
	13, 208, 025. 07
	1, 719, 938. 30
	46, 010, 342. 52
	1, 868, 776, 384. 34

c. 2008 1-6

	1-6
	582, 563, 413. 48
	343, 518, 407. 21
	252, 560, 639. 00
	192, 868, 608. 12
	130, 915, 834. 84
	173, 593, 939. 47
	68, 797, 283. 68
	64, 549, 590. 85
	54, 073, 183. 00
	4, 623, 685. 91
	711, 798. 78
	1, 868, 776, 384. 34

(1)

(2)

(3)

		2008 3 29		08
	98	08	18. 69	
	50%	11. 56	2. 04%	
6. 67		1. 14%	0. 46	
	2. 28%			
2				
(1)				49. 88%
	227, 552. 56			
173, 743. 96		227, 552. 56	2008 2 19	
				26, 522. 59

(2)

11. 99%

54, 698. 38

41, 764. 03

54, 698. 38

2008 2 19

6, 375. 42

3

:

					3, 747. 67

2,590
2,590

2008 6 30
507.83

2008 3

156, 831, 896

2008 3 13

()

()

()

		2008 3 25	http://www.sse.com.cn
		2008 3 25	http://www.sse.com.cn
		2008 3 29	http://www.sse.com.cn
		2008 3 29	http://www.sse.com.cn
		2008 3 29	http://www.sse.com.cn
2007		2008 3 29	http://www.sse.com.cn
2007		2008 3 29	http://www.sse.com.cn
		2008 4 23	http://www.sse.com.cn
2007		2008 4 23	http://www.sse.com.cn
		2008 4 23	http://www.sse.com.cn
		2008 5 16	http://www.sse.com.cn
		2008 6 3	http://www.sse.com.cn
		2008 6 19	http://www.sse.com.cn
2008		2008 7 24	http://www.sse.com.cn

()

(2008) GF 010058

2008

6 30

2008 1-6

2006

1

2

3

2006

2008 6 30

2008

1-6

2008 6 30

:

	1	3,648,193,421.78	3,643,231,168.82	350,686,370.42	1,690,576,839.37
	2	728,820,285.03	745,325,692.99		

2008 6 30

:

	16	7,257,794,321.63	4,972,595,989.39	300,000,000.00	
	17	14,224,639,403.13	13,297,477,035.79		
	18	3,533,473,504.46	2,547,544,212.62		
	19	8,246,577,372.49	8,678,763,545.53		
	20	404,687,222.65	312,772,097.91	26,656,276.86	22,956,054.99
	21	782,660,862.56	523,564,565.41	24,969,491.75	19,124.05

|||

|||

2008 1-6

:

	33	60,177,172,018.94	38,803,865,501.98	374,948.00	305,878.81
:	33	60,063,967,196.04	38,755,469,667.93		
		57,943,004,163.42	37,770,208,033.33	21,456,687.16	14,054,625.98

		-2,349,606.90			
		-44,257,141.68	632,560,461.60	-1,339,890,468.95	-373,681,492.70
		3,604,419,381.86	1,803,871,631.14	1,690,576,839.37	566,628,236.77
		3,560,162,240.18	2,436,432,092.74	350,686,370.42	192,946,744.07

2008 1-6

:

	826,972,985.00	915,084,168.04	393,774,669.47	2,137,652,314.41		4,273,484,136.92	67,630,173.30	4,341,114,310.22
		1,828,766,423.40	138,327,356.38	301,735,551.53		2,268,829,331.31	579,866,311.64	2,848,695,642.95
	826,972,985.00	2,743,850,591.44	532,102,025.85	2,439,387,865.94		6,542,313,468.23	647,496,484.94	7,189,809,953.17

“ ”

2007 1-6

:

	826,972,985.00	666,743,607.36	409,309,056.38	1,392,477,171.00		3,295,502,819.74	33,144,717.28	3,328,647,537.02
		53,077,180.70	-72,718,942.62	-11,823,242.08		-31,465,004.00	281,430.61	-31,183,573.39
		894,210,466.06	66,177,201.79	-136,579,988.93		823,807,678.92	334,661,651.47	1,158,469,330.39
	826,972,985.00	1,614,031,254.12	402,767,315.55	1,244,073,939.99		4,087,845,494.66	368,087,799.36	4,455,933,294.02
" "								
				618,351,931.99		618,351,931.99	98,676,822.41	717,028,754.40
		1,015,795,002.29				1,015,795,002.29	-7,146,077.29	1,008,648,925.00
1.		100,300,064.44				100,300,064.44		100,300,064.44
2.								
3.		-33,099,021.27				-33,099,021.27		-33,099,021.27
4.		948,593,959.12				948,593,959.12	-7,146,077.29	941,447,881.83
		1,015,795,002.29		618,351,931.99		1,634,146,934.28	91,530,745.12	1,725,677,679.40
" "							303,684,718.57	303,684,718.57
1.							303,684,718.57	303,684,718.57
2.								
3.								
" "				-248,183,409.84		-248,183,409.84	-168,795,430.12	-416,978,839.96
1.								
2.				-248,091,895.50		-248,091,895.50	-168,795,430.12	-416,887,325.62
3.				-91,514.34		-91,514.34		-91,514.34

	826,972,985.00	842,486,345.90	393,774,669.47	1,004,575,793.32	3,067,809,793.69
		-5,314,681.81	-18,604,305.23	-167,438,747.05	-191,357,734.09
	826,972,985.00	837,171,664.09	375,170,364.24	837,137,046.27	2,876,452,059.60
" "					
				757,330,738.92	757,330,738.92
		-352,505,044.67			-352,505,044.67
1.		-153,355,658.84			-153,355,658.84
2.		1,070,806.22			1,070,806.22
3.					
4.		-200,220,192.05			-200,220,192.05
		-352,505,044.67		757,330,738.92	404,825,694.25
" "	244,937,726.00	4,091,365,505.47			4,336,303,231.47
1.	244,937,726.00	4,091,365,505.47			4,336,303,231.47
2.					
3.					
" "				-535,955,355.50	-535,955,355.50
1.					
2.				-535,955,355.50	-535,955,355.50
3.					
" "					

2007 1-6

:

	826,972,985.00	666,743,607.36	409,309,056.38	1,392,477,171.00	3,295,502,819.74
		-19,520,641.44	-72,718,942.62	-654,470,483.56	-746,710,067.62
		-5,314,681.81	-17,088,442.56	-153,795,983.00	-176,199,107.37
	826,972,985.00	641,908,284.11	319,501,671.20	584,210,704.44	2,372,593,644.75
“ ”					
				543,236,030.35	543,236,030.35
		67,201,043.17			67,201,043.17

1.

" " " "

[1997]

567

[1997] 40

16

13

7

M

M

1

1

2

3

2

1% (= Ì, X, J, KL, + 2008 š, g, Ñ, Ø, ä, Ù, Ç, Ñ, Ô, ^, €, U, Š, Ě, £, Š, ¥, (, 8, 0, Đ, @, d, EN, n

H-! Í `Đ @G²Á,,á,,²-Á~f]`DEè



10%

	18-20	3% 5%	4. 50% 5. 39%
	10	3% 5%	9. 00% 9. 70%
	5-8	3% 5%	11. 25% 19. 40%
	5	3% 5%	18. 00% 19. 40%
	5		20%

1

2

3

4

5

13

14 —

1
3

2

1

1

2
3

4

5

2

A

B

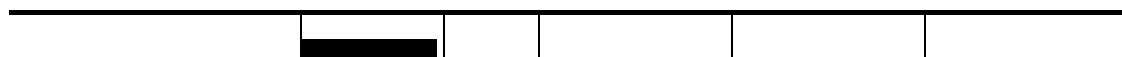
1

2

[2008] 368
2008 1 2010 12
3
70% 1. 2%
12%
4

2008 6 30

1



	100000120			13,525,240.40	
	669903498			80,000,000.00	
	10169040X			259,538,513.65	
	100024763			300,000,000.00	
	101032125			33,662,360.94	
	661651046			286,380,000.00	
	101158376			10,000,000.00	
	67558459-3			1,000,000.00	

	100%	100%	100,000,000.00		1
	100%	100%	13,525,240.40		
	100%	100%	80,000,000.00		
	100%	100%	259,538,513.65		
	100%	100%	300,000,000.00		
	100%	100%	33,662,360.94		
	100%	80%	229,104,000.00		
	100%	100%	10,000,000.00		

2007
[2007] 1090

2008 3 4
2008 3 4

2007 12 31 2007

2

1

				50%	50%	*	*	*

2008 6 30

565, 924. 63

2

			20. 00%	20. 00%	2, 845, 299. 36	337, 852. 81	46, 100. 19
			21. 56%	21. 56%	1, 208, 772, 493. 75	1, 471, 962, 451. 70	57, 269, 153. 95
			30. 00%	30. 00%	100, 678, 151. 79	372, 845, 638. 76	23, 717, 863. 55
			26. 20%	26. 20%	27, 423, 571. 91	4, 697, 250. 38	1, 585, 037. 96
			30. 00%	30. 00%	5, 237, 541. 40	18, 590, 860. 16	1, 502, 145. 27
			40. 00%	40. 00%	7, 376, 293. 37	6, 513, 086. 14	2, 090, 226. 51
			45. 00%	45. 00%	100, 000, 000. 00		

" "

1

4, 500

45%

1.

	4, 608, 598. 85	4, 187, 453. 70
	2, 555, 833, 489. 78	3, 613, 082, 369. 34
	1, 087, 751, 333. 15	25, 961, 345. 78
	3, 648, 193, 421. 78	3, 643, 231, 168. 82

	806,662,240.43	57.16%	284,688,107.23	521,974,133.20
	604,553,223.24	42.84%	75,978,102.77	528,575,120.47
	1,411,215,463.67	100.00%	360,666,210.00	1,050,549,253.67

2

1	1,321,097,905.27	62.68%	58,751,013.59	1,262,346,891.68
1	247,123,374.80	11.73%	73,526,913.56	173,596,461.24
2	519,953,600.44	24.67%	333,859,427.75	186,094,172.69
3	19,470,859.15	0.92%	19,470,859.15	
	2,107,645,739.66	100.00%	485,608,214.05	1,622,037,525.61

1	803,084,870.19	56.91%	40,653,520.55	762,431,349.64
1	579,802,699.17	41.09%	295,879,728.42	283,922,970.75
2	10,176,421.07	0.72%	5,981,487.85	4,194,933.28
3	18,151,473.18	0.28%	18,151,473.18	
	1,411,215,463.67	100.00%	360,666,210.00	1,050,549,253.67

3

	125,692,867.81	2-3	5.96%	111,291,390.53
	120,660,377.46	1-2	5.72%	120,031,738.21
	112,534,544.16	2-3	5.34%	112,534,544.16
	109,995,967.17	2-3	5.22%	109,995,967.17
	62,302,810.67	2-3	2.96%	61,180,335.98
	531,186,567.27		25.20%	515,033,976.05

2008 6 30

531,186,567.27

25.20%

4 2008 6 30

5% 5%

5

--	--	--	--	--

	109,995,967.17	2-3	65,997,580.30	109,995,967.17	65,997,580.30
	62,302,810.67	2-3	37,381,686.40	61,180,335.98	36,708,201.59
	41,800,667.85	2-3	25,080,400.71	51,800,667.85	31,080,400.71
	11,074,173.55	2-3			

1 2	111,895,699.73	28.51%	97,562,759.00	14,332,940.73
2 3	89,152,543.39	22.72%	83,375,741.38	5,776,802.01
3	63,777,406.79	16.25%	63,677,406.79	100,000.00
	392,441,678.27	100.00%	248,352,536.15	144,089,142.12

3

	328,406,745.81		1	35.52%	
	115,792,481.75		1-2	12.52%	144,792,481.75
	44,520,000.00		2-3	4.82%	44,520,000.00
	29,997,240.00	()2(1)	3	3.24%	29,997,240.00
	17,351,650.00		3	1.88%	17,351,650.00
	536,068,117.56			57.98%	236,661,371.75

2008 6 30

536,068,117.56

57.98%

4 2008 6 30

5% 5%

5

	328,406,745.81	1	262,725,396.65		
	115,792,481.75	1-2	79,063,081.75		
A	15,991,655.70	2-3	15,991,655.70	15,991,655.70	15,991,655.70
B	11,907,040.11	2-3	11,907,040.11	11,907,040.11	11,907,040.11
C	44,520,000.00	2-3	44,520,000.00	44,520,000.00	44,520,000.00
D	10,336,152.60	2-3	10,336,152.60	10,336,152.60	10,336,152.60
E	4,350,985.47	2-3	4,350,985.47	4,350,985.47	4,350,985.47
	531,305,061.44		428,894,312.28	87,105,833.88	87,105,833.88

A.

" "

" "

2008 8

19

"

"

328, 406, 745. 81

80%

262, 725, 396. 65

B.

"

"

2008 8

"

"

115, 792, 481. 75

79, 063, 081. 75

5

1

1	14, 521, 033, 646. 50	96. 88%		13, 883, 980, 299. 30	97. 61%
1 2	382, 044, 394. 07	2. 55%		306, 146, 024. 00	2. 15%
2 3	60, 833, 792. 64	0. 41%		12, 826, 450. 09	0. 09%
3	24, 468, 425. 81	0. 16%		20, 614, 107. 54	0. 15%
	14, 988, 380, 259. 02	100. 00%		14, 223, 566, 880. 93	100. 00%

2

	173, 293, 013. 29	1-2	
	50, 000, 000. 00	1-2	
	40, 200, 000. 00	1-2	
	20, 000, 000. 00	1-2	
SIEMENS VAI METALS TECHNOLOGIE	14, 721, 475. 28	1-2	
	298, 214, 488. 57		

3 2008 6 30

5% 5%

6

1

	1, 608, 836, 859. 38	907, 870, 780. 71
	11, 047, 060, 409. 33	9, 096, 637, 967. 52
	1, 140, 961, 725. 84	572, 361, 971. 43
	43, 859, 192. 63	63, 543, 262. 15
	4, 108, 223, 794. 33	1, 917, 384, 053. 26

2008

	215, 246, 838. 99	108, 466, 294. 95
	17, 733, 695, 142. 52	12, 449, 331, 740. 12

2

	11, 594, 336. 62		2, 147, 405. 41	2, 723, 157. 10	6, 723, 774. 11
	91, 833, 681. 90	199, 490, 453. 63	579, 149. 83	87, 210, 624. 60	203, 534, 361. 10
	5, 038, 276. 43			49, 572. 65	4, 988, 703. 78
	108, 466, 294. 95	199, 490, 453. 63	2, 726, 555. 24	=	1. ¢

2

						%	%
	10,000,000.00	10,000,000.00			10,000,000.00	2.73	2.73
	60,000,000.00	60,000,000.00			60,000,000.00	10.00	10.00
	500,000.00						
	82,800,000.00	82,800,000.00			82,800,000.00	4.40	4.40
	200,000.00	200,000.00			200,000.00	14.00	14.00
	250,000.00	250,000.00			250,000.00	5.00	5.00
	7,457,930.00	7,457,930.00			7,457,930.00	10.00	10.00
	575,000.00	575,000.00			575,000.00		
	668,750.00	668,750.00			668,750.00		
	1,500,000.00	1,500,000.00			1,500,000.00	0.56	0.56
	500,000.00	500,000.00			500,000.00	10.00	10.00
1	1,500,000.00	1,500,000.00		1,500,000.00		100.00	100.00
() 2	1,000,000.00		1,000,000.00		1,000,000.00	100.00	100.00
3	1,500,000.00	1,549,877.21			1,549,877.21	100.00	100.00
3	500,000.00					100.00	100.00
3	500,000.00	469,247.60			469,247.60	100.00	100.00
3	15,169,814.48					95.00	95.00
3	18,000,000.00					100.00	100.00
	1,000,000.00	1,000,000.00			1,000,000.00	10.00	10.00
	17,440,000.00		17,440,000.00		17,440,000.00	10.00	10.00
	221,061,494.48	168,470,804.81	18,440,000.00	1,500,000.00	185,410,804.81		

1: 1,500,000

2008

2: 100 () 100%

2008

: 2008 3 27

1998

" "

50

"

"

1990

573

2008

2003 6 30

3,000

1998

160

2006 6 12

"

"

3

	21.56%	21.56%	203,986,829.10		103,292,954.90	20,697,438.94
	30.00%	30.00%	3,000,000.00		-1,427,194.04	
	30.00%	30.00%	22,500,000.00		12,996,152.52	5,292,714.10
	26.20%	26.20%	6,550,000.00		7,259,185.68	6,668,391.24
	20.00%	20.00%	331,164.00		1,675,794.73	1,223,073.77
	50.00%	50.00%	831,873.90		-265,949.27	
	40.00%	40.00%	2,000,000.00		1,679,867.16	729,349.82
	45.00%	45.00%	45,000,000.00			
			284,199,867.00		125,210,811.68	34,610,967.87

9.

	13, 828, 832. 48	20, 367, 124. 43		34, 195, 956. 91
1	13, 828, 832. 48	20, 367, 124. 43		34, 195, 956. 91
2				
	2, 774, 114. 56	8, 701, 277. 01		11, 475, 391. 57
1	2, 774, 114. 56	8, 701, 277. 01		11, 475, 391. 57
2				
		8, 324, 507. 64		8, 324, 507. 64
1		8, 324, 507. 64		8, 324, 507. 64
2				
	11, 054, 717. 92			14, 396, 057. 70
1	11, 054, 717. 92			14, 396, 057. 70
2				

10.

1

	5, 953, 873, 921. 07	349, 628, 484. 82	249, 404, 828. 59	6, 054, 097, 577. 30
1	2, 107, 027, 916. 86	51, 041, 952. 41	21, 683, 155. 43	2, 136, 386, 713. 84
2	3, 381, 935, 529. 44	276, 971, 842. 39	220, 975, 341. 25	3, 437, 932, 030. 58
3	123, 337, 456. 25	11, 471, 092. 71	3, 589, 777. 98	131, 218, 770. 98
4	267, 806, 609. -M		u 31, 9 0. â	29 Ç 8

	4, 615, 705, 879. 16			4, 534, 558, 527. 84
1	1, 688, 053, 443. 66			1, 693, 069, 960. 90
2	2, 675, 920, 819. 53			2, 603, 970, 932. 31
3	72, 020, 350. 97			75, 023, 580. 33
4	151, 414, 236. 58			140, 835, 674. 90
5	28, 297, 028. 42			21, 658, 379. 40

2
20, 591, 090. 18
3
473, 303. 37
19, 472, 426. 48
200, 000, 876. 89

12
4 2008 6 30

				(m)
		8, 240, 000. 00	6, 348, 306. 52	
		758, 620, 155. 93	685, 721, 734. 99	
		10, 482, 269. 00	9, 984, 362. 19	159, 212. 38
		180, 394, 700. 00	178, 359, 449. 36	15
		1, 361, 729. 43	1, 221, 480. 89	

	29,020		7,583,703.99			48,505,954.76
VPSA	4,600		31,885,271.34			1,705,552.54
	8,852					13,206,767.74
	3,977		2,609,880.00			7,988,489.63
3	35,000					30,000.00
	4,010					3,516,000.00
3	1,500					50,000.00
	12,962					91,238.00
			23,375,587.82			142,097,005.45
			1,357,667,104.41	13,907,779.58		1,374,837,674.73
						44,539,200.44

						%
			2,449,859,327.87	58,446,980.02		51.88%
			56,089,658.75			19.33%
VPSA			33,590,823.88			73.02%
			13,206,767.74			14.92%
			10,598,369.63			26.65%
3			30,000.00			
			3,516,000.00			8.77%
3			50,000.00			0.33%
			91,238.00			0.07%
	20,607,652.45	20,591,090.18	144,864,940.82			
	20,607,652.45	20,591,090.18	2,711,897,126.69	58,446,980.02		

7.015%

12

	653,472,658.19	172,273,295.00		825,745,953.19
1	652,156,415.90	172,192,687.00		824,349,102.90
2	1,316,242.29	80,608.00		1,396,850.29
	9,573,441.56	8,707,076.23		18,280,517.79
1	9,411,711.03	8,569,974.99		17,981,686.02
2	161,730.53	137,101.24		298,831.77

	643,899,216.63			807,465,435.40
1	642,744,704.87			806,367,416.88
2	1,154,511.76			1,098,018.52

13

	4,312,410.00	3,460,969.62	2,699,444.83
	1,600,000.00	1,463,699.29	1,491,222.73
	320,000.00	207,999.86	223,999.88
	6,232,410.00	5,132,668.77	4,414,667.44

14

1

	1,297,176,061.97	322,294,265.80	749,906,658.62	183,448,139.73
	299,557,416.50	74,542,154.16	206,776,392.24	51,694,098.06
	5,200,000.00	1,300,000.00	5,200,000.00	1,300,000.00
	252,849,926.52	63,212,481.63	103,017,891.36	25,754,472.84
	1,854,783,404.99	461,348,901.59	1,064,900,942.22	262,196,710.63

2

	102,346,234.93		

2008 6 30

15

	609,018,746.15	474,687,923.89			2,784,424.94	1,080,922,245.10	
	108,466,294.95	199,490,453.63		2,726,555.24	89,983,354.35	215,246,838.99	
	84,034,674.63					84,034,674.63	
			8,324,507.64			8,324,507.64	
	19,318,538.18				8,324,507.64	10,994,030.54	
	820,838,253.91	674,178,377.52	8,324,507.64	2,726,555.24	89,983,354.35	11,108,932.58	1,399,522,296.90

16

1

	6, 891, 539, 113. 02	4, 420, 998, 230. 08	
	300, 000, 000. 00	515, 000, 000. 00	
	66, 255, 208. 61	36, 597, 759. 31	
	7, 257, 794, 321. 63	4, 972, 595, 989. 39	

2

3

11 12

1

17.

	14, 083, 023, 364. 39	12, 576, 207, 899. 11
	141, 616, 038. 74	721, 269, 136. 68
	14, 224, 639, 403. 13	13, 297, 477, 035. 79

1 2

18

1 2008 6 30

	90, 048, 024. 78	1-2	
	23, 472, 037. 90	1-2	
	11, 295, 092. 39	1-2	
	124, 815, 155. 07		

2 2008 6 30

5% 5%

2008

	1, 206, 552. 35	7, 429, 117. 50	
	9, 654, 476. 22	8, 979, 878. 77	

26, 859, 100. 00

2008 6 30

3, 864, 000. 00

25.

	5, 200, 000. 00	5, 200, 000. 00	

2006 3

" "

" "

" "

" 7"

7, 076

3, 507

70%

2007 9

19

520

" "

2008 5 23

2006

25

2008 6 30

26.

			51. 72	12 93
	87, 479, 593. 68	21, 869, 898. 42	288, 132, 770. 76	72, 033, 192. 69
	114, 976, 105. 48	11, 497, 610. 54	68, 344, 196. 15	6, 834, 419. 62
		33, 367, 508. 96		78, 867, 625. 24

27.

1	—	5, 707, 401. 80	5, 963, 220. 70	
2		7, 407, 654. 69	7, 836, 793. 48	
3		8, 266, 952. 60		
4		1, 700, 000. 00	1, 500, 000. 00	
5		27, 400, 000. 00		
		50, 482, 009. 09	15, 300, 014. 18	

1 2 3
1, 238, 005. 09 4 5

28

1.								
2	522, 772, 985	63. 22%			156, 831, 896	156, 831, 896	679, 604, 881	63. 40%
3								

244, 937, 726. 00

4, 091, 365, 505. 47

(2008) GF 010006

29.

	2, 283, 983, 823. 78	4, 091, 365, 505. 47	2, 822, 378, 453. 41	3, 552, 970, 875. 84
	240, 901, 413. 58	1, 070, 806. 22		241, 972, 219. 80
	218, 965, 354. 08		153, 355, 658. 84	65, 609, 695. 24
	2, 743, 850, 591. 44	4, 092, 436, 311. 69	2, 975, 734, 112. 25	3, 860, 552, 790. 88

1 915, 084, 168. 04

2, 743, 850, 591. 44

1, 828, 766, 423. 40

61. 87%

1

2

1		4, 091, 365, 505. 47
1		200, 220, 192. 05
2		788, 077, 156. 15
3		1, 834, 081, 105. 21
		2, 822, 378, 453. 41

3

	-129, 780, 323. 86	32, 445, 080. 97	-97, 335, 242. 89
	-73, 738, 629. 25	17, 718, 213. 30	-56, 020, 415. 95

	- 203, 518, 953. 11	50, 163, 294. 27	- 153, 355, 658. 84
--	---------------------	------------------	---------------------

4

1, 070, 806. 22

30.

	532, 102, 025. 85		532, 102, 025. 85

393, 774, 669. 47

532, 102, 025. 85

138, 327, 356. 38

61. 87%

18, 604, 305. 23

156, 931, 661. 61

31.

	2, 137, 652, 314. 41	1, 392, 477, 171. 00
		- 11, 823, 242. 08
	301, 735, 551. 53	- 136, 579, 988. 93
	2, 439, 387, 865. 94	1, 244, 073, 939. 99
	1, 693, 393, 885. 68	1, 419, 067, 466. 32
		80, 706, 618. 92
	4, 132, 781, 751. 62	2, 743, 848, 025. 23
		55, 668, 693. 02
		699, 570. 77
	4, 132, 781, 751. 62	2, 687, 479, 761. 44
	535, 955, 355. 50	248, 091, 895. 50
	3, 596, 826, 396. 12	2, 439, 387, 865. 94

301, 735, 551. 53 ,

61. 87%

167, 438, 747. 05

546, 437, 717. 10

77, 263, 418. 52

32

2008 6 30

		517,874,665.78		
		70,015,241.60		
		37,039,319.42		

А Б А

05

70

3

	7, 224, 447, 868. 70	3, 575, 576, 957. 28
	12. 01%	9. 21%

4

34.

	27, 792, 500. 27	19, 112, 046. 96
	15, 358, 307. 01	22, 760, 784. 86
	7, 418, 343. 81	11, 247, 443. 35
	425, 983, 199. 37	71, 027, 638. 14
	3, 818, 768. 97	3, 365, 520. 59
	480, 371, 119. 43	127, 513, 433. 90

35.

	364, 855, 898. 34	181, 946, 265. 75
	35, 968, 977. 96	44, 507, 392. 00
	207, 673, 264. 94	47, 591, 778. 23
	655, 766, 473. 02	110, 062, 053. 58
	21, 024, 957. 20	26, 346, 440. 16
	- 98, 181, 330. 50	101, 315, 038. 56

36.

	471, 903, 498. 95	321, 281, 142. 84
	196, 763, 898. 39	43, 059, 201. 36
	668, 667, 397. 34	364, 340, 344. 20

3 4 6

37.

1

	2, 581, 558. 46	4, 570, 083. 26
	13, 090, 795. 27	3, 130, 613. 26
	75, 808, 376. 64	
	91, 480, 730. 37	7, 700, 696. 52

	18,404,447.36	3,659,629.38

1

2,729,144.35

2

1,238,005.09

27

39.

	1,672,404.48	1,091,034.69
	1,457,808.49	1,091,034.69
	214,595.99	
	540,192.69	230,196.00
	6,359,688.00	158,000.00
	2,843,907.78	1,500.00
	187,892.42	547,665.34
	11,604,085.37	2,028,396.03

40.

(1)

	739,287,206.19	453,131,903.73
	-194,489,012.97	-127,171,259.61
	544,798,193.22	325,960,644.12

(2)

(3)

12, 163, 145. 31

"

"

2007

41.

		40%	-3, 422, 310. 69	348, 340. 66
		9%	258, 305. 74	-125, 799. 08
		35%	1, 004, 522. 31	-489, 218. 68
		25%	168, 541. 50	166, 546. 58
		38%	7, 628, 894. 46	5, 016, 946. 45

. 4

	205,093,819.39	166,101,784.71
	8,707,076.23	2,203,563.16
	359,818.67	9,129,744.16
" "	1,524,278.17	-270,585.56
" "	-1,500.00	941,684.89
" "		
" "	281,948,734.86	123,722,473.51
" "	-91,480,730.37	-7,700,696.52
" "	-199,152,190.96	-127,162,142.40
" "	4,663,177.99	-9,117.21
" "	-5,391,143,946.44	-4,207,259,292.36
" "	-1,964,077,917.83	-1,805,944,452.56
" "	1,706,147,573.88	4,058,277,752.34
	-3,071,077,008.76	-708,028,769.62
2		

2008

	4,608,598.85	3,584,701.16
	2,467,802,308.18	2,188,032,730.62
	1,087,751,333.15	244,814,660.96
	3,560,162,240.18	2,436,432,092.74

D

20	27,600,000.00	
-	8,820,000.00	
	1,500,000.00	
		10,000,000.00
	37,920,000.00	10,000,000.00

E

	72,575,836.53	
	31,164,394.64	
	18,055,000.00	
	3,864,000.00	
	125,659,231.17	

43.

1

	33,603,773,794.74	22,736,898,564.85	24,311,938,216.57	13,335,828,559.21	1,945,717,215.60	1,389,686,989.05	16,920,825.24	13,245,609.52	222,795,698.34	173,535,989.73
	33,603,773,794.74	22,736,898,564.85	20,955,326,238.57	12,469,246,191.57	1,538,163,752.14	1,072,945,123.68	16,920,825.24	13,245,609.52	222,795,698.34	173,535,989.73
	-	-	3,356,611,978.00	866,582,367.64	407,553,463.46	316,741,865.37	-	-	-	-
	32,679,965,746.23	22,112,601,948.49	22,244,233,390.27	12,567,318,643.69	1,808,876,436.60	1,282,865,352.89	3,107,501.91	2,012,670.43	118,833,432.55	101,627,783.42
	923,808,048.51	624,296,616.36	2,067,704,826.30	768,509,915.52	136,840,779.00	106,821,636.16	13,813,323.33	11,232,939.09	103,962,265.79	71,908,206.31
	21,910,746,871.31	19,377,789,128.11	14,056,398,873.50	11,191,469,323.41	1,174,347,536.39	905,549,547.50	89,958,779.90	90,180,004.21	621,996,973.01	675,593,671.59
	21,421,562,066.02	18,998,116,049.45	12,316,916,686.92	9,848,274,339.31	992,151,298.06	726,487,898.50	69,580,136.39	70,867,928.28	524,525,079.80	592,733,975.19
	-	-	-	-	-	-	-	-	-	-
1	7,104,139.00	4,933,987.95	2,064,451.55	1,758,638.47	5,217,935.50	4,845,912.06	93,128.08	82,600.69	33,840,442.24	22,566,804.34
2	5,804,774.34	3,999,489.42	1,989,388.50	1,353,882.50	4,150,242.51	2,770,239.30	14,100.00	312,588.00	11,993,251.58	127,688,553.13
3	-	-	-	-	-	-	-	-	-	-

7, 013, 543, 853. 31	4, 673, 108, 147. 09	14, 495, 883. 62	305, 878. 81	6, 952, 013, 468. 48	3, 518, 744, 236. 28	60, 177, 172, 018. 94	38, 803, 865, 501. 98
3, 825, 695, 826. 29	2, 337, 688, 143. 82	14, 495, 883. 62	305, 878. 81			60, 177, 172, 018. 94	38, 803, 865, 501. 98
3, 187, 848, 027. 02	2, 335, 420, 003. 27	-	-	6, 952, 013, 468. 48	3, 518, 744, 236. 28	-	-
5, 900, 541, 710. 64	3, 763, 592, 749. 45	14, 135, 355. 60	429, 955. 00	6, 801, 768, 029. 22	3, 497, 755, 521. 64	55, 967, 925, 544. 58	36, 332, 693, 581. 73

-1q4, P 76-19

d, 113, E Ot, 142 6Å 90Ú , 515° 397. 40360, 528. R2

~ 43942²

20, 988, 014. 644, 20Ÿ , n86, 474. 3± v, 47d, 1Á 1, é 29. 2Ÿ

13691101, 23q3, é ° 9. ç 9 6, 3Ĕ 3, 7Ī 7, 1Ī ' 4. 2248, 1Ī 0, %56, 8- 1. 47 3P , Ī

2

62,086,044,048.62 38,527,292,947.41 5,043,141,438.80 3,795,316,79

a.

1

	2, 295, 410, 467. 81	98. 24%		2, 295, 410, 467. 81
	41, 053, 166. 69	1. 76%	19, 795, 148. 25	21, 258, 018. 44
	2, 336, 463, 634. 50	100. 00%	19, 795, 148. 25	2, 316, 668, 486. 25
	1, 185, 459, 385. 85	95. 83%		1, 185, 459, 385. 85
	51, 583, 390. 43	4. 17%	19, 901, 737. 94	31, 681, 652. 49
	1, 237, 042, 776. 28	100. 00%	19, 901, 737. 94	1, 217, 141, 038. 34

2

1	2, 316, 615, 550. 20	99. 15%	17, 892. 81	2, 316, 597, 657. 39
1 2	99, 968. 77		29, 990. 63	69, 978. 14
2—3	1, 701. 44		850. 72	850. 72
3	19, 746, 414. 09	0. 85%	19, 746, 414. 09	
	2, 336, 463, 634. 50	100. 00%	19, 795, 148. 25	2, 316, 668, 486. 25
1	1, 217, 275, 073. 42	98. 40%	148, 937. 22	1, 217, 126, 136. 20
2 3	21, 288. 77		6, 386. 63	14, 902. 14
3	19, 746, 414. 09	1. 60%	19, 746, 414. 09	
	1, 237, 042, 776. 28	100. 00%	19, 901, 737. 94	1, 217, 141, 038. 34

3

	1, 849, 312, 716. 88		1	79. 15%	998, 500, 445. 85
	301, 559, 968. 08		1	12. 91%	9, 407, 472. 75
	143, 000, 000. 00		1-2	6. 12%	143, 000, 000. 00
	19, 617, 702. 86		5	0. 83%	19, 597, 702. 86
	18, 000, 000. 00		1	0. 77%	18, 000, 000. 00
	2, 331, 490, 387. 82			99. 78%	1, 188, 505, 621. 46

2008 6 30
 2,331,490,387.82 99.78%
 4 2008 6 30 5% 5%

b.

1

	1,519,219,909.58	2,843,262,261.37	546,437,717.10	3,816,044,453.85
	280,256,784.61	6,325,560.45		286,582,345.06
	154,194,889.49			154,194,889.49
	1,953,671,583.68	2,849,587,821.82	546,437,717.1	4,256,821,688.40
	82,800,000.00			82,800,000.00
	1,870,871,583.68			4,174,021,688.40

2

						%	
	10,000,000.00	10,000,000.00			10,000,000.00	2.73	2.73%
	60,000,000.00	60,000,000.00			60,000,000.00	10.00	10.00%
	280,000,000.00	280,000,000.00			280,000,000.00	93.33	93.33%
	26,929,888.75	26,929,888.75			26,929,888.75	80.00	80.00%
	254,498,810.92	254,498,810.92			254,498,810.92	98.06	98.06%
	10,820,192.32	10,820,192.32			10,820,192.32	80.00	80.00%
	91,680,604.07	94,800,604.07			94,800,604.07	94.80	94.80%
	8,000,000.00	8,000,000.00			8,000,000.00	80.00	80.00%
	22,611,313.56	22,611,313.56			22,611,313.56	62.00	62.00%
	38,944,700.00	38,944,680.00			38,944,680.00	60.00	60.00%
	227,104,000.00	8,000,000.00	219,104,000.00		227,104,000.00	79.30	79.30%
	64,000,000.00	64,000,000.00			64,000,000.00	80.00	80.00%
	1,500,000.00	1,394,889.49			1,394,889.49	90.00	90.00%

						%	
	500,000.00	500,000.00			500,000.00	10.00	10.00%
	2,491,100.00	2,452,193.29	1,000,000.00		3,452,193.29	10.00	10.00%
	2,752,000.00	3,021,966.17			3,021,966.17	10.00	10.00%
	500,000.00	500,000.00			500,000.00	10.00	10.00%
	500,000.00	500,000.00			500,000.00	10.00	10.00%
	800,000.00	800,000.00			800,000.00	10.00	10.00%
	500,000.00	500,000.00			500,000.00	10.00	10.00%
	82,800,000.00	82,800,000.00			82,800,000.00	4.40	4.40%
	500,000.00						
	15,169,814.48						
	18,000,000.00						
	100,000.00	100,000.00			100,000.00	10.00	10.00%
	108,000.00	108,000.00			108,000.00	10.00	10.00%
	3,324,290,521.87	702,132,260.50	2,622,158,261.37	546,437,717.10	2,777,852,804	852	. . %

2008



2008									
					101710917				
					à Á				


		(%)		(%)	
	195,782,616.77	0.35	46,325,002.40	0.13	
	148,316,650.27	0.27	60,938,657.78	0.17	
	110,790,515.44	0.20	90,907,778.00	0.25	
	68,797,283.68	0.12			
	64,549,590.85	0.12	39,227,555.26	0.11	
	54,073,183.00	0.10			
	15,651,777.17	0.03	5,198,260.01	0.01	
	4,623,685.91	0.01			

		(%)		(%)
			775,176.36	0.06

			(%)			(%)
		59,660.38	0.00			
		55,651,697.05	2.63		1,287,141.12	0.09
		203,889,959.18	1.36		112,081.45	0.00
		203,889,959.18	1.36		112,081.45	0.00
					2,264,655.96	0.10
					10,912,384.01	0.48
		169,189,899.30	4.79		234,612,346.75	10.39
		38,400,860.75	1.09		4,788,646.80	0.21
					25,464,130.23	1.13

			(%)			(%)
		18,776,057.58	0.23		83,902,920.95	1.01
					4,389,959.37	0.05
					21,915,092.30	0.26
					1,023,709.05	0.01
		130,699.68	0.00		1,421,661.22	0.02
		291,600.62	0.00		3,300,000.00	0.04
		1,964,846.31	0.02			
					109,631.35	0.00

"	"			2007	1
	"	"			
	6,319.053				2007
7					
			2008	6	30
2,106.83					
3	2007	8			
			4,536.66	2007	12
	(2007)		46	5	
10					
				2008	1



" "

" "

" "

" "

2008 6 23

"

6

9

2008

	5,000,000.00	2008-5-5	2008-11-5	2008-5-22
--	--------------	----------	-----------	-----------

22, 995, 100. 00

1

2007

75, 958, 002. 95	418, 968. 97
3, 967, 149. 44	
44, 039, 992. 21	17, 808, 735. 40
14, 287, 671. 61	3, 240, 660. 41

5 ()	74,952,771.41	
	213,205,587.62	21,468,364.78
1	1,672,404.48	1,091,034.69
2	9,931,680.89	937,361.34
3		
	11,604,085.37	2,028,396.03
	201,601,502.25	19,439,968.75
25	31,787,634.73	6,498,936.70
	169,813,867.52	12,941,032.05
	13,521,715.05	30,344.44
	156,292,152.47	12,910,687.61
	1,537,101,733.21	605,441,244.38

9 ---

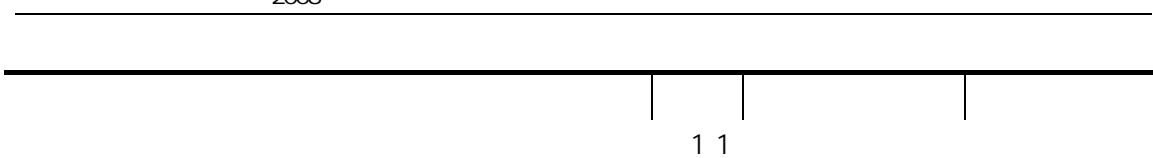
2007

1 2007

1

	18.69%	20.57%	1.64	1.64
	16.96%	18.67%	1.48	1.48
	9.45%	13.85%	0.64	0.64

2008



3

- ()
- ()
- ()
- ()